

**For Release:** Thursday, October 17, 2024

**Contact:** Virginia Works  
Economic Information & Analytics Division  
(804)786-7496  
[LMI@viriniaworks.gov](mailto:LMI@viriniaworks.gov)

Follow us on Twitter X: [@VirginiaLMI](https://twitter.com/VirginiaLMI).

## **Virginia's Latest Unemployment Insurance Weekly Initial Claims at 3,202; Continued Claims at 15,480**

**RICHMOND**— Virginia Works announced today that 3,202 unemployment insurance weekly **initial claims** were filed during the week ending October 12, 2024, which is 5.9 percent higher than last week's 3,025 claims and 93.5 percent higher than the comparable week of last year (1,655). Nearly 79 percent of claimants self-reported an associated industry; of those reported, the top five industries (65 percent) were Manufacturing (595); Professional, Scientific, and Technical Services (347); Health Care and Social Assistance (257); Administrative and Support and Waste Management (228); and Retail Trade (219).

**Continued weeks claims** (15,480) were 2.3 percent higher than last week (15,137) and were 25.3 percent higher than the comparable week of last year (12,355). Nearly 93 percent of claimants self-reported an associated industry; of those reported, the top five industries (61 percent) were Professional, Scientific, and Technical Services (2,504); Administrative and Support and Waste Management (1,994); Manufacturing (1,651); Health Care and Social Assistance (1,446); and Retail Trade (1,144).

**Significant Layoffs and Announcements are available at the following websites:**

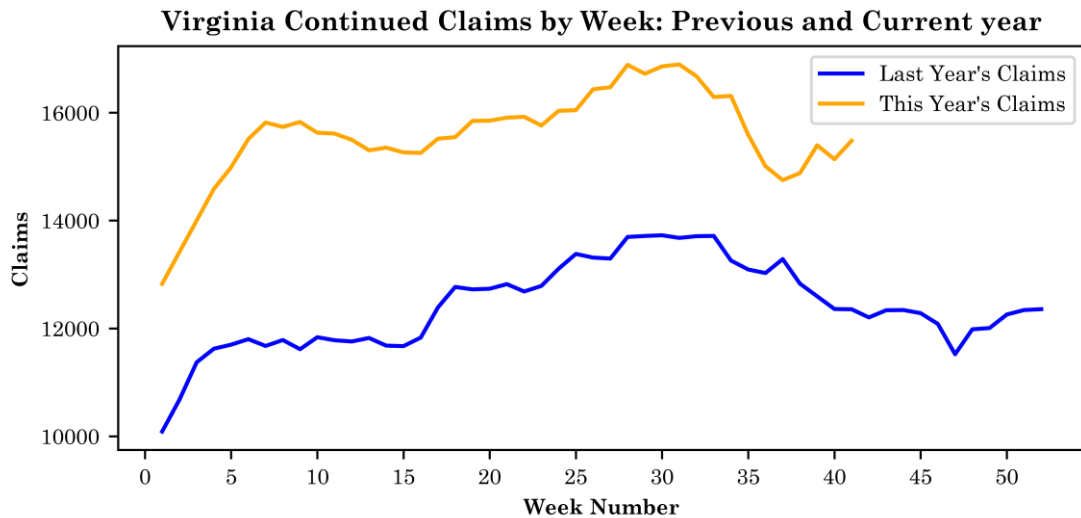
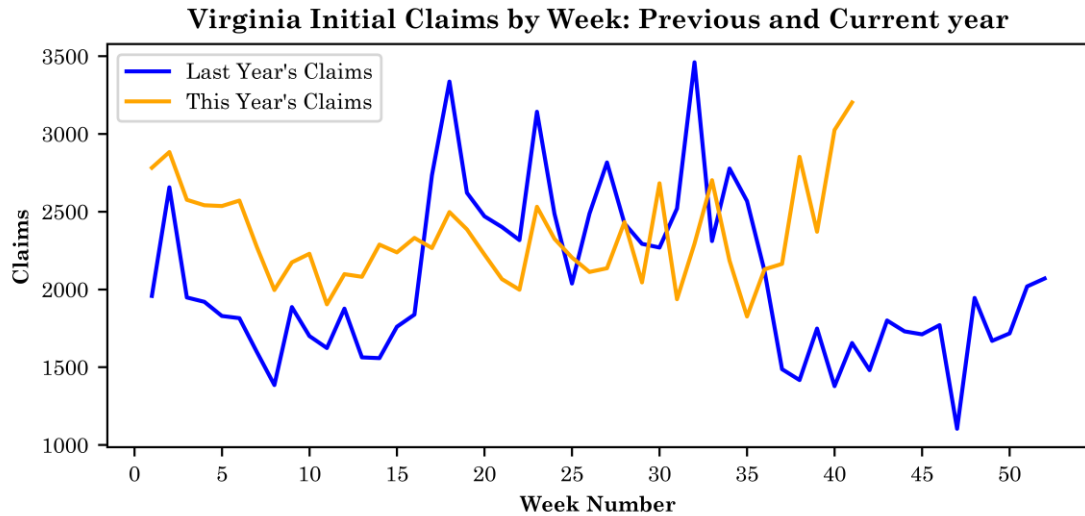
[WARN Notices | Virginia Employment Commission](#)

[Announcements | Virginia Economic Development Partnership](#)

(more)

**Richmond, VA**

Initial Claims – Comparison of Unemployment Insurance Activity				
	Week Ending	Week Ending	Week Ending	Last Year
	10/12/2024	10/05/2024	09/28/2024	10/14/2023
Initial Claims	3,202	3,025	2,371	1,655
Initial Change (%)	+177 (+5.9%)	+654 (+27.6%)	-481 (-16.9%)	+1547 (+93.5%)
Continued Claims	15,480	15,137	15,395	12,355

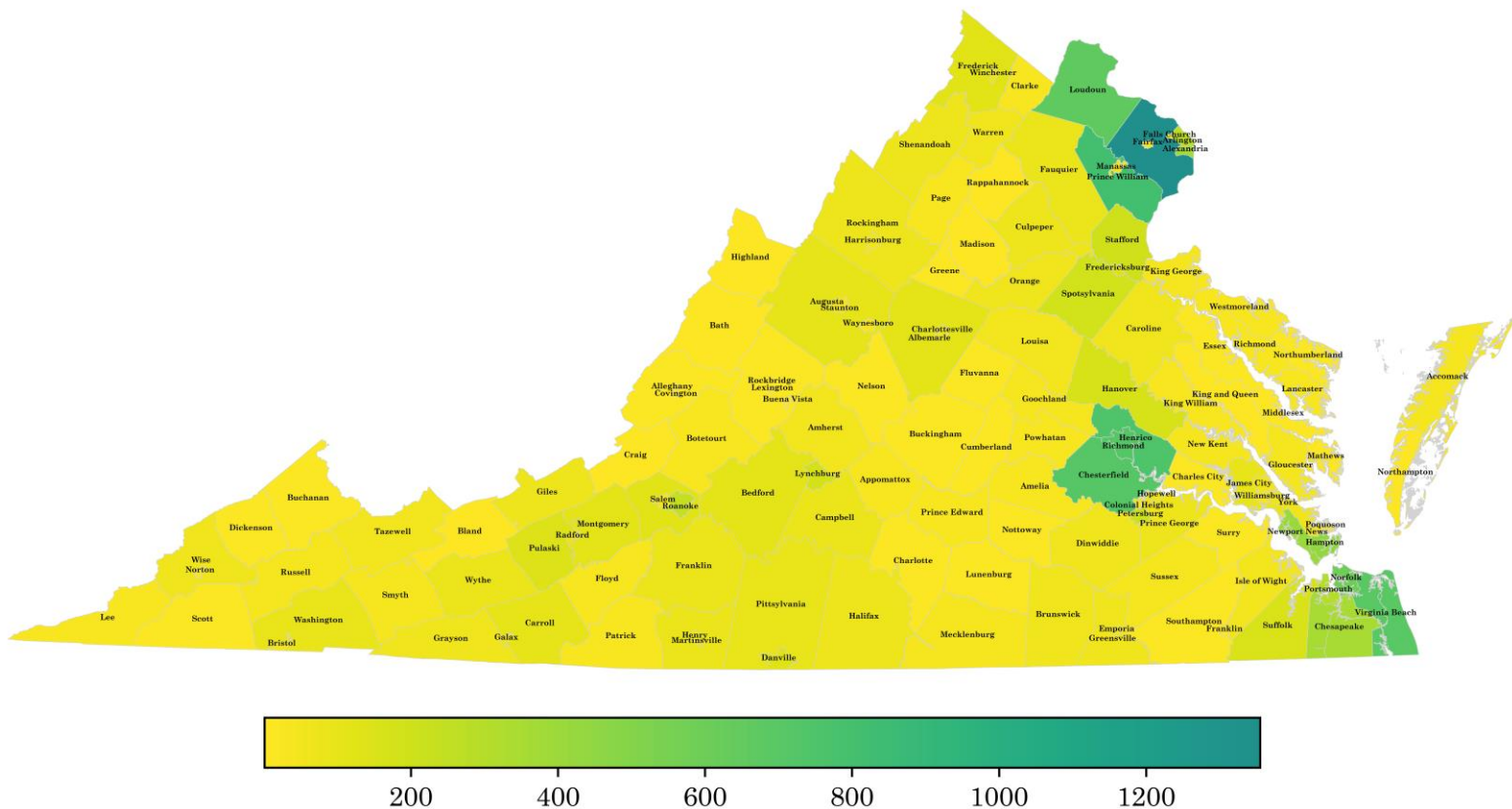


## Virginia Continued Weeks Claimed

A person who has already filed an initial claim and who has experienced a week of unemployment files a continued claim to claim benefits for that week of unemployment. On a weekly basis, continued claims reflect a good approximation of the current number of insured unemployed workers filing for UI benefits, and are a good indicator of labor market conditions. While continued claims are not a leading indicator, they provide confirming evidence of the direction of the economy.

The color-coded map below shows the distribution of this week's continued claims for Virginia's counties and cities.

Yellow represents low numbers, while progressively darker shades transitioning from yellow to green and dark green signify increasing numbers of continued claims. The legend located at the bottom provides the color spectrum and its corresponding count of continued claims.



### Initial Claims for All States

In the week ending October 12, the advance figure for seasonally adjusted initial claims was 241,000, a decrease of 19,000 from the previous week's revised level. The previous week's level was revised up by 2,000 from 258,000 to 260,000. The advance number of actual initial claims under state programs, unadjusted, totaled 224,763 in the week ending October 12, a decrease of 11,416 (or 4.8 percent) from the previous week. The seasonal factors had expected an increase of 5,976 (or 2.5 percent) from the previous week. There were 182,394 initial claims in the comparable week in 2023.

Initial State Claims (5 largest decreases) (Not Seasonally Adjusted)			
State	Initial Claims (this week)	Initial Claims (prior week)	Change
Michigan	8,357	16,169	-7,812
Florida	6,128	9,556	-3,428
Ohio	7,334	9,866	-2,532
North Carolina	9,251	11,655	-2,404
Indiana	3,749	5,910	-2,161

Initial State Claims (5 largest increases) (Not Seasonally Adjusted)			
State	Initial Claims (this week)	Initial Claims (prior week)	Change
Georgia	7,981	4,873	3,108
New York	14,989	12,534	2,455
Pennsylvania	11,098	9,804	1,294
Texas	15,611	14,894	717
Massachusetts	5,626	4,929	697

## All States Initial Weeks Claimed

An initial claim is a claim filed by an unemployed individual after a separation from an employer. The count of U.S. initial claims for unemployment insurance is a leading economic indicator because it is an indication of emerging labor market conditions in the country.

Below is a color-coded map illustrating the percentage change in initial claims from last week to this week across all states nationwide, derived from the latest U.S Department of Labor Weekly Claims News Release (<https://www.dol.gov/ui/data.pdf>). Green denotes a reduction in continued claims from last week, thus showing improvement, with progressively darker shades of green signifying greater improvement. Purple denotes an increase in continued claims from last week, thus showing deterioration, with progressively darker shades of purple signifying greater deterioration. Very light green, purple or white indicates minimal change from last week. The legend at the bottom provides the color spectrum along with its corresponding percentage value.

